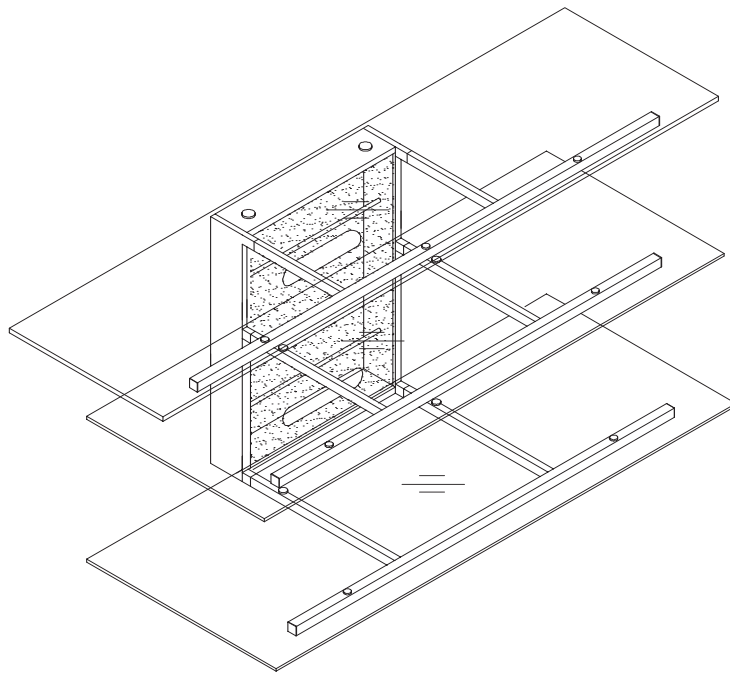


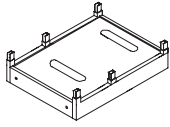
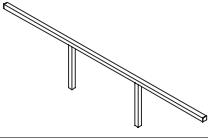
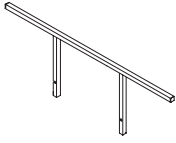
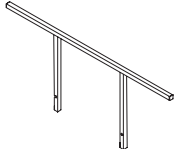


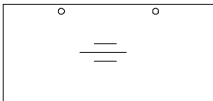






PVS-4218 Flat Panel Television Stand
ASSEMBLY INSTRUCTIONS



PATENT PENDING

Parts List

PART #		QTY.
1		x1
2		x1
3		x1
4		x1
5		x1
6		x1
7		x1
8	 M6x15	x14
9	 M6x25	x4
10		x7
11		x1

FOR YOUR SAFETY, PLEASE FOLLOW THESE PRECAUTIONS:

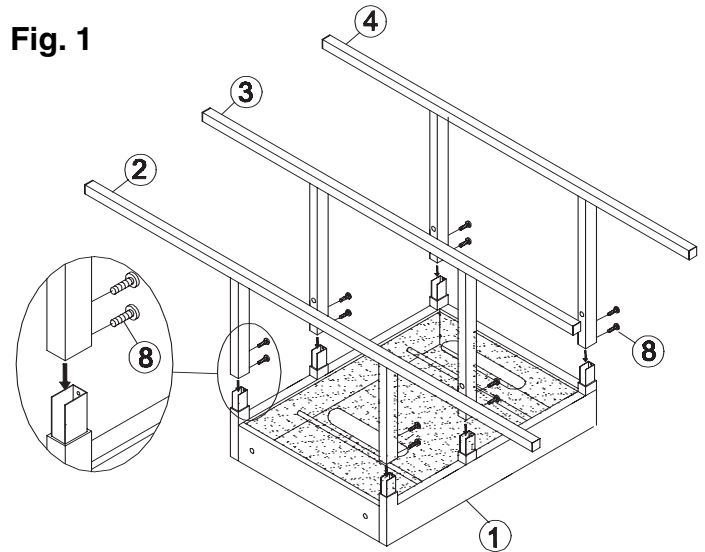


- ! ALWAYS REMOVE THE TV AND OTHER EQUIPMENT FROM THE FURNITURE PRIOR TO MOVING THE ASSEMBLED UNIT.
- ! BE CAREFUL WHEN MOVING THE ASSEMBLED FURNITURE AFTER THE GLASS SHELVES HAVE BEEN INSTALLED, AND/OR WHEN THERE IS EQUIPMENT LOCATED ON THE FURNITURE AS THIS MAY CAUSE THE SHELVES TO BECOME UNSECURED AND FALL.
- ! WHEN IN USE, THIS FURNITURE MUST BE PLACED ON A FLAT, SOLID AND LEVEL SURFACE.
- ! DO NOT LEAN ON THE TV WHEN IT IS ON THE TV STAND.
- ! DO NOT CLIMB OR STEP ON THE STAND.
- ! DO NOT BANG OR PLACE YOUR OWN WEIGHT ON THE GLASS SHELF.
- ! DO NOT PLACE ITEMS ON THE SHELVES WHICH EXCEED THE MAXIMUM WEIGHT LIMITS OF 125 LBS. FOR TOP SHELF AND 50 LBS. FOR EACH LOWER SHELF

Assembly Instructions

NOTE: TWO PEOPLE ARE RECOMMENDED TO ASSEMBLE THIS TABLE.

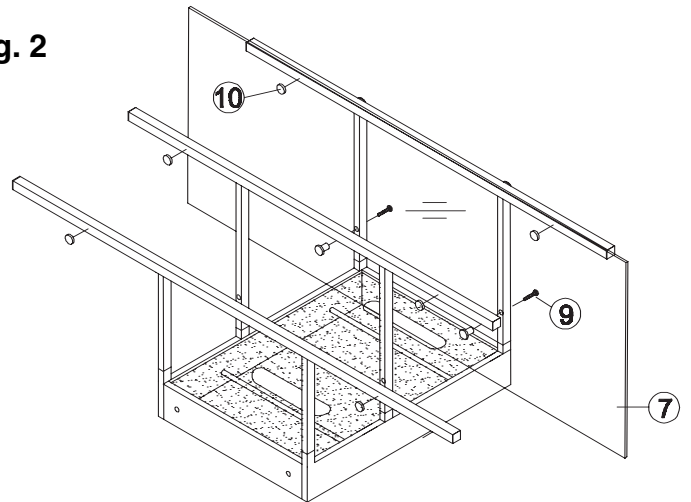
A. **PLACE** the CMS® (Cable Management System) (1) on a soft flat surface with the shelf posts facing upwards as shown in Fig. 1. **NOTE: The two holes located on one side of the CMS® frame must be positioned at the TOP of the stand when fully assembled and in use.**



B. **INSERT** the open ends of the top (least deep) shelf frame (2) onto the shelf posts and **SECURE** with two of the shorter (M6x15) bolts (8) as shown in Fig. 1. **REPEAT** this step for the middle (medium depth) shelf frame (3) and for the bottom (deepest) shelf frame (4). **FULLY TIGHTEN ALL BOLTS.**

C. **APPLY** two glass pads (10) to the front of each lower shelf frame as shown in Fig. 2. Apply **three** pads to the top shelf support as shown.

Fig. 2

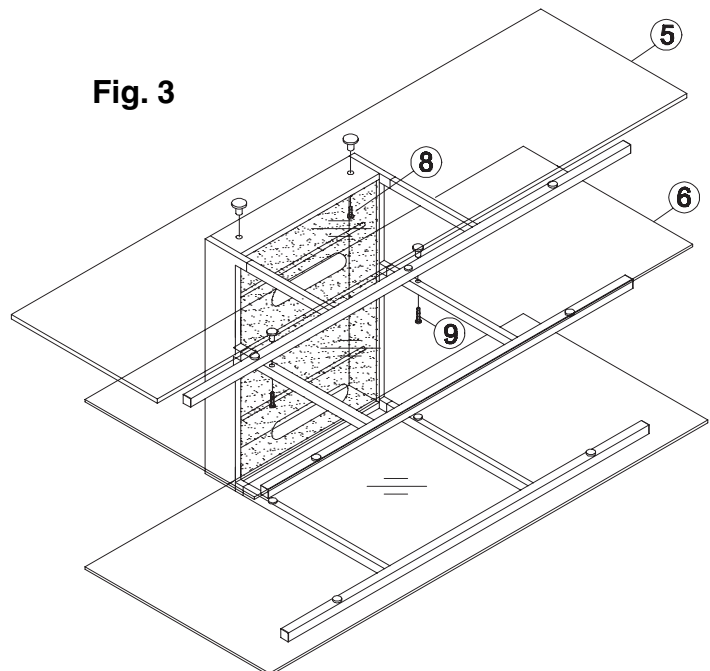


D. **CAREFULLY MOVE** the table near the place it will occupy in the room when fully assembled and in use.

E. **CAREFULLY POSITION** the bottom (deepest) glass shelf (7) onto the bottom shelf frame so that the two silver discs are sitting inside the holes at the rear of the shelf frame and **SECURE** the silver discs from below the frame with two longer (M6x25) bolts (9) as shown in Fig. 2. **DO NOT OVERTIGHTEN.**

F. **CAREFULLY** stand the table upright. **CAREFULLY POSITION** the middle (medium depth) glass shelf (6) onto to the center shelf frame so that the two silver discs are sitting inside the holes at the rear of the middle shelf frame (3) and **SECURE** the silver discs from below the frame with two longer (M6x25) bolts (9). **DO NOT OVERTIGHTEN.**

Fig. 3



G. **CAREFULLY POSITION** the top (least deep) glass shelf (5) onto to the top of the CMS® so that the two silver discs are sitting inside the holes at the top of the CMS® and **SECURE** the silver discs from below the CMS® with two shorter (M6x15) bolts (8). **DO NOT OVERTIGHTEN.**

IMPORTANT: REMOVE THE TV AND OTHER EQUIPMENT FROM THE FURNITURE PRIOR TO MOVING THE ASSEMBLED UNIT. ALWAYS PLACE THE HEAVIEST EQUIPMENT ON THE BOTTOM SHELF.



Warranty

One (1) Year Limited Warranty

All Bell'O International products are warranted, with the exception of glass, to the original purchaser at the time of purchase and for a period of one (1) year thereafter. Glass is warranted to the original purchaser at the time of purchase and for a period of thirty (30) days thereafter. Warranty is only valid in the United States of America.

In order to provide you with timely assistance, please thoroughly inspect your furniture for missing or defective parts immediately after opening the carton. To receive replacement or missing part(s) under this warranty, go to our website at www.bello.com or call our **Customer Service Department at 1-888-235-7646**. Please have the model number and part number(s) for reference. You will also need your sales receipt or other proof of purchase. Replacement part(s) will be shipped to you at no charge with Bell'O International assuming all shipping and handling expense.

We warrant to you, the original purchaser, that our furniture and all of its parts and components are free of defects in material or workmanship. "Defects", as used in this warranty, is defined as any imperfections that impair the use of the furniture or product.

Our warranty is expressly limited to the replacement of furniture parts and components. For one (1) year after the date of purchase, Bell'O International will replace any part described on the enclosed furniture parts list that is defective in material or workmanship.

This warranty applies under conditions of normal use. Our furniture products are not intended for outdoor use. The warranty does not cover: 1) defects caused by improper assembly or disassembly; 2) defects caused by shipping, claims for damage during transit to you should be placed immediately by you to the transportation company; 3) defects occurring after purchase due to product modification, intentional damage, accident, misuse, abuse, negligence or exposure to the elements; 4) cosmetic damage and 5) labor or assembly costs.

There are no warranties, express or implied, including without limitation merchantability or fitness for particular use, except as (i) contained herein or (ii) required by applicable law in the state whose law governs (which shall be New Jersey absent controlling law imposing the law of another state in lieu thereof as governing law). All warranties of whatsoever derivation shall be limited to the term set forth above, unless otherwise required by applicable law.

Manufacturer's employees or representatives' ... ORAL OR OTHER WRITTEN STATEMENTS DO NOT CONSTITUTE WARRANTIES, shall not be relied upon by Buyer, and are not a part of the contract for sale or this limited warranty.

Except as provided herein, Bell'O International shall have no liability or responsibility to the purchaser or any other person or entity with respect to any liability, loss or damage caused directly or indirectly by use of the product, including, but not limited to, any incidental or consequential damages. Some states do not allow limitation on how long an implied warranty can last or the exclusion of limitation of incidental or consequential damages, so the above limitation and exclusion may not apply to you.

This warranty gives you specific legal rights. You may also have other rights, which vary from state to state.

BELL'O INTERNATIONAL CORPORATION, 711 Ginesi Drive, Morganville, NJ 07751-1235
Phone: (732) 972-1333 Fax: (732) 536-6482 Web: www.bello.com E-mail: sales@bello.com